

CORRELL[®]

American made since 1969

PRODUCT CATALOG



For over 50 years, Correll has been manufacturing the highest quality folding tables and other innovative products at our headquarters located in Charleston, Arkansas. Whether for schools, medical, education, or hospitality, you can be sure of the strictest quality control and best customer care in the industry.

With Correll's Quick Ship Program, eligible products are shipped within one to three days for time-sensitive orders.

At Correll, our outstanding customer service and helpful sales staff make it easy to place orders for all your product needs.

CONTACT US

479.965.2247 local 800.654.8583 toll free

P.O. Box 417, Charleston, Arkansas 72933

info@correllinc.com

www.correllinc.com

CONTENTS

Folding Tables, Chairs & Trucks	2-21
Folding Seminar & Training Tables	22-25
Flip Top Nesting Tables	26-29
Computer & Student Desks	30-37
Education/Classroom Tables & Desks	38-55
Lab, Library, & Utility Tables	56-59
Café & Breakroom Tables	60-67

QSP QUICK-SHIP PROGRAM: QUICK-SHIP PROGRAM: QUICK-SHIP PROGRAM: All Quick-Ship items are normally in stock, and will be shipped within 1 to 3 business days from receipt of order. Most of our Quick-Ship orders go out within 1 business day. Quick-Ship quantities are limited to 12 per SKU, however, larger quantities of some items may be available, or we may be able to expedite your order, depending on the product and season. Please contact us for availability. All Quick-Ship orders must specify "Quick-Ship" or "QSP", otherwise, normal lead time will apply.

BTO CUSTOM BUILT-TO-ORDER: Built-to-Order products are NOT in stock, but are instead built from stock components to each customer's specified size, and Standard or Optional color combination. Items listed as Custom BTO will normally ship in 5 Business Days from receipt of order, but due to the wide variety of possible combinations available, order sizes, carrier pickup schedules, and seasonal variations in lead times, shipment in 5 days is not guaranteed. BTO order priority will be given to customers promoting Correll Items as Custom BTO in their Catalogs or Web Sites.

STANDARD LEAD TIME: All other Standard Color Combinations in this Price List will normally ship within 5 to 10 Business Days from receipt of order. Allow approximately 5 additional days for Optional Colors or Features. Lead time will be quoted for Special Order Colors, or Custom Features.



FOLDING TABLES & CHAIRS Commercial Blow-Molded Plastic



FIXED HEIGHT

Standard 29"

MODEL	SIZE
R1872*	18 x 72
R2448	24 x 48
R3060	30 x 60
R3072	30 x 72
R3096*	30 x 96
R60*	60 Round



ADJUSTABLE HEIGHT

22" to 32" in 1" increments

MODEL	SIZE
RA2448	24 x 48
RA3060	30 x 60
RA3072	30 x 72
RA3096*	30 x 96

QSP 12 units or less, normally ship in 1-3 business days. 3-5 business days for short adjustable leg.



Heavy Duty, Commercial Injection Molded Chairs

- Injection molded seat & back, 7/8" round tube frame with front & rear double riveted leg stretcher
- Seat is fully supported by steel frame
- Nest for stacking
- Same stain resistance as our tables

FOLDING CHAIRS

MODEL	PACK
RC350*	4



Standard Table Features

- For lightweight, easy-handling, heavy duty commercial use, where top may be exposed to food, crayons, markers, paints, chemicals, and other stains
- Lightweight, waterproof, & virtually indestructible with a one piece plastic top
- Top color fully permeates the plastic and will not wear off
- Mar-proof plastic foot caps and automatic lock-open mechanism on all tables
- Strong steel "ladder" frame
- 30" x 60", 30" x 72", 30" x 96", and 60" round tables use 1 1/4" skirt clips, other sizes require "stick-on" Velcro tape or spots



STANDARD COLOR COMBINATIONS

TOP	GRAY GRANITE	MOCHA GRANITE	*R1872, R60, R3096, RC350, & RA3095 available ONLY in GRAY GRANITE or MOCHA GRANITE	
FRAME	BLACK	BROWN		
TOP	RED	BLUE	YELLOW	GREEN
FRAME	BLACK	BLACK	BLACK	BLACK

NOTE: Short adjustable height leg, 17" to 27". Add -S to the model number to order.

COUNTER/STANDING HEIGHT FOLDING TABLES Commercial Blow-Molded Plastic



Standard Table Features

- Heavy-duty plastic table design for tough, commercial use
- Waterproof, scratch, and stain resistant for years of service
- 36" height is comfortable standing height for laundry, office, food prep, shop, or mail room

The one-piece R-Series plastic top tables are designed for heavy-duty rigorous commercial use making them the perfect choice for food preparation, and laundry room or shop use. The R-Series tables are waterproof and resistant to oil, acids, cleaning compounds, and chemicals. The color fully permeates the plastic and will not scratch or wear off. The heavy-duty R-Series tables are also available with a permanent anti-microbial treatment for food service use.

FIXED HEIGHT 36" **QSP**

MODEL	SIZE
RS3072	30 x 72
RS3096	30 x 96

Quick-Ship 12 units or less, normally ship in 1-3 business days.

STANDARD COLORS

TOP	GRAY GRANITE
FRAME	BLACK



ANTI-MICROBIAL TABLES Commercial Blow-Molded Plastic



Standard Table Features

- Designed for heavy-duty commercial use day in and day out
- Anti-microbial compound is not a coating and will not wear off
- Available in multiple heights including fixed and adjustable options.

Correll uses an Anti-Microbial compound that is FDA and EU approved and is specifically designed to be mixed with plastic prior to molding. This compound provides homogeneous protection throughout the entire structure of the top material, just not the surface. It will never wear off, scratch off, or wash off. This compound includes silver which is known to kill 99% of bacteria within 24 hours of contact and remains in effect over the lifetime of the product. Silver does not harm human tissue.

FIXED HEIGHT **BTO**

MODEL	DESCRIPTION
R3072-AM	Standard Height 29"
RS3072-AM	Counter Height 36"
RX3072-AM	Tamper Resistant 29"

ADJUSTABLE HEIGHT **BTO**

MODEL	DESCRIPTION
AR3072-AM	Activity Table 19" to 29"
RA3072-AM*	Standard 22" to 32" or Short 17" to 27"

*Specify Standard or Short Leg, or STANDARD will ship. **BTO** 12 units or less normally ship in 5 business days.


STANDARD COLORS

TOP	GRAY GRANITE
FRAME	BLACK





TAMPER RESISTANT FOLDING TABLES Commercial Blow-Molded Plastic



FIXED HEIGHT Standard 29"

MODEL	SIZE
RX1872	18 x 72 Seminar
RX2448	24 x 48
RX3060	30 x 60
RX3072	30 x 72
RX3096	30 x 96
RX60R	60 Round

TABLE & CHAIR TRUCKS

MODEL	STYLE-CAPACITY
T3072	Flat Stack, 12-16
T3096	Flat Stack, 12-16
T6060	Flat Stack, 7 Round
T3648	Edge Stack, 7-10
C84	Hanging, 60-84 Chairs

INJECTION-MOLDED FOLDING CHAIRS

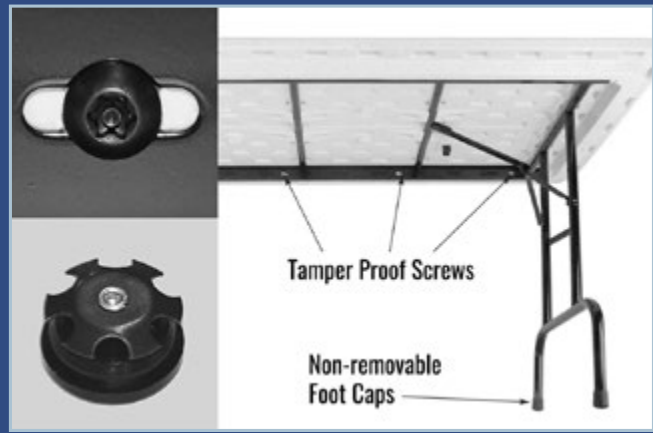
MODEL	PACK
RC350	4

STANDARD COLOR COMBINATIONS

TOP	GRAY GRANITE	MOCHA GRANITE
FRAME	BLACK	BROWN

Standard Table Features

- Tamper Resistant Folding Tables for use in correctional facilities, offices, schools, and other adverse environments
- One-piece blow molded plastic tops are waterproof, chemical, stain, and impact resistant, more durable than ABS at half the cost
- Legs are welded & riveted, with non-removable foot caps
- Tops are attached to steel ladder frame with tamper-proof screws
- Meets ANSI-BIFMA, California Air Quality (CARB) (CPSIA) Product Safety Standards
- Matching color chairs have injection-molded seats and backs, with steel frames, fold for handling and storage. NOTE: chairs are not tamper resistant



WARNING: While these tables are designed to be tamper-resistant, they are NOT indestructible. Not recommended for use in high security, unsupervised, or potentially violent environments. Correll Inc. assumes no liability for use of this product. Chairs and trucks are not tamper-resistant.



Standard Table Features

- Tables have plastic tops and steel frames
- Chairs have seats and backs, with steel frames
- Plastic top is waterproof, stain and chemical resistant
- Top color fully permeates the plastic and will not wear off
- The Econoline Plastic Fold-in-Half Table folds to only 30" x 36" for easier handling, storage, and transportation, and fits in most car trunks or behind the seat

These durable yet lightweight plastic folding tables are waterproof. The plastic tops are scratch, stain, and chemical resistant. These tables have a variety of uses and are convenient to have on hand for parties, tailgating, picnics, games, and even camping. The CP3072FM table folds in the middle to easily fit in most vehicle trunks or behind the seat and features a convenient carrying handle.



FIXED HEIGHT

Standard 29"



MODEL	STYLE	SIZE
CP2448	Folding	24 x 48
CP3060	Folding	30 x 60
CP3072	Folding	30 x 72
CP3096	Folding	30 x 96
CP48	Folding	48 Round
CP60	Folding	60 Round
CP72	Folding	71 Round
CP3072FM	Fold-in-Half	30 x 72

FOLDING CHAIRS



MODEL	SIZE	PACK
RC400	30 x 72	4

QSP Any quantity normally ships in 1-3 business days.

STANDARD COLORS

TOP	GRAY GRANITE
FRAME	CHARCOAL



Standard Table Features

- High-pressure top on 3/4" high density particle board core, with backer sheet
- 1" 18 gauge steel pedestal legs on rectangular tables
- 1 1/8" 14 gauge steel wishbone legs on round tables
- 1 5/8" one-piece steel apron
- Mar-proof plastic foot caps and edge molding
- Automatic lock-open mechanism
- Custom fixed height, 22" to 39" (not available on 18" wide or round tables)
- Short adjustable height leg, 17" to 27" Same price, not quick-ship, add -S to model #

We can also provide any other, currently available, high-pressure laminates. Call factory for prices.

FOLDING TABLES Deluxe High-Pressure



FIXED HEIGHT



Standard 29"

MODEL	SIZE
CF1848PX	18 x 48
CF1860PX	18 x 60
CF1872PX	18 x 72
CF1896PX	18 x 96
CF2448PX	24 x 48
CF2460PX	24 x 60
CF2472PX	24 x 72
CF2496PX	24 x 96
CF3048PX	30 x 48
CF3060PX	30 x 60
CF3072PX	30 x 72
CF3096PX	30 x 96
CF3672PX	36 x 72
CF3696PX	36 x 96
CF48PX	48 Round
CF60PX	60 Round



CF60PX



CF1860PX

ADJUSTABLE HEIGHT



22" to 32" in 1" increments

MODEL	SIZE
CFA2448PX	24 x 48
CFA2460PX	24 x 60
CFA2472PX	24 x 72
CFA3048PX	30 x 48
CFA3060PX	30 x 60
CFA3072PX	30 x 72
CFA3096PX	30 x 96
CFA3672PX	36 x 72
CFA3696PX	36 x 96



CFA3048PX

QSP 12 units or less normally ship in 1-3 business days. Select sizes in Walnut.

STANDARD COLOR COMBINATIONS

TOP	WALNUT	MEDIUM OAK	BLACK GRANITE	GRAY GRANITE	FUSION MAPLE	NEW ENGLAND DRIFTWOOD	COLONIAL HICKORY
T-MOLD	BLACK	BROWN	BLACK	GRAY	BROWN	BLACK	BLACK
FRAME	BROWN	BROWN	BLACK	GRAY	BROWN	BLACK	BLACK
TOP	SAVANNAH SAND	MONTANA GRANITE	RED	WHITE	BLUE	YELLOW	GREEN
T-MOLD	BLACK	BLACK	BLACK	BLACK	BLACK	BLACK	BLACK
FRAME	BLACK	BLACK	BLACK	BLACK	BLACK	BLACK	BLACK



Commercial 3/4" Top Folding Table Features

- 3/4" two-sided, dent, scratch, & water resistant thermal fused laminate top
- 1" 18 gauge steel pedestal legs on rectangular tables
- 1" 18 gauge wishbone legs on round tables
- 1 5/8" one piece steel apron
- Mar-proof plastic foot caps & edge molding
- Automatic lock-open mechanism
- Custom fixed height, 22" to 39" (not available on 18" wide or round tables)
- Short adjustable height leg, 17" to 27" Same price. No QSP. Add -S to model #

FOLDING TABLES Commercial Laminate



FIXED HEIGHT



Standard 29"

MODEL	SIZE
CF1848TF	18 x 48
CF1860TF	18 x 60
CF1872TF	18 x 72
CF1896TF	18 x 96
CF2448TF	24 x 48
CF2460TF	24 x 60
CF2472TF	24 x 72
CF2496TF	24 x 96
CF3048TF	30 x 48
CF3060TF	30 x 60
CF3072TF	30 x 72
CF3096TF	30 x 96
CF3672TF	36 x 72
CF3696TF	36 x 96
CF48TF	48" Round
CF60TF	60" Round



ADJUSTABLE HEIGHT



22" to 32" in 1" increments

MODEL	SIZE
CFA2448TF	24 x 48
CFA2460TF	24 x 60
CFA2472TF	24 x 72
CFA3048TF	30 x 48
CFA3060TF	30 x 60
CFA3072TF	30 x 72
CFA3096TF	30 x 96
CFA3672TF	36 x 72
CFA3696TF	36 x 96



BTO 12 units or less normally ship in 5 business days. All sizes and colors.

STANDARD COLOR COMBINATIONS

TOP	WALNUT	MEDIUM OAK	BLACK GRANITE	GRAY GRANITE
T-MOLD	BLACK	BROWN	BLACK	GRAY
FRAME	BROWN	BROWN	BLACK	GRAY



FOLDING TABLES Solid Plywood Core, Deluxe High-Pressure



FIXED HEIGHT

Standard 29"

MODEL	SIZE
PC1860P	18 x 60
PC1872P	18 x 72
PC1896P	18 x 96
PC2448P	24 x 48
PC2460P	24 x 60
PC2472P	24 x 72
PC2496P	24 x 96
PC3060P	30 x 60
PC3072P	30 x 72
PC3096P	30 x 96
PC3672P	36 x 72
PC3696P	36 x 96
PC60P	60 Round

ADJUSTABLE HEIGHT

22" to 32" in 1" increments

MODEL	SIZE
PCA3060P	30 x 60
PCA3072P	30 x 72
PCA3096P	30 x 96
PCA3672P	36 x 72
PCA3696P	36 x 96



PCA3096P



PCA3060P



PC60P



PC2472P

Standard Table Features

- 3/4" thick plywood core, with .08" premium high-pressure top and Masonite backer sheet
- Lightest weight wood core table available
- 7/8" total top thickness
- 1" 18 gauge steel pedestal legs on rectangular tables
- 1 1/8" 14 gauge steel wishbone legs on round and oval tables
- Mar-proof plastic foot caps & edge molding
- Automatic lock-open mechanism

Our premium folding tables are ideal for catering and banquet uses where durability and reliability are a must. These tables feature a heavy duty 3/4" plywood core and will provide years of rigorous service for restaurants, catering, banquet facilities, and a variety of other hospitality uses.

STANDARD COLOR COMBINATIONS

TOP	WALNUT	MEDIUM OAK
T-MOLD	BLACK	BROWN
FRAME	BROWN	BROWN



Standard Table Features

- Melamine top on 5/8" high density particle board core
- 1" 18 gauge steel pedestal legs on rectangular tables
- 1 1/8" 14 gauge steel wishbone legs on round tables
- 1 5/8" one-piece steel apron
- Mar-proof plastic foot caps & edge molding
- Automatic lock-open mechanism
- Custom fixed height, 22" to 39" (not available on 18" wide or round tables)
- Short adjustable height leg, 17" to 27". Same price, not quick-ship, add -S to model #

FOLDING TABLES Econoline Melamine



FIXED HEIGHT

Standard 29"



MODEL	SIZE
CF1848M	18 x 48
CF1860M	18 x 60
CF1872M	18 x 72
CF1896M	18 x 96
CF2448M	24 x 48
CF2460M	24 x 60
CF2472M	24 x 72
CF2496M	24 x 96
CF3048M	30 x 48
CF3060M	30 x 60
CF3072M	30 x 72
CF3096M	30 x 96
CF3672M	36 x 72
CF3696M	36 x 96
CF48MR	48 Round
CF60MR	60 Round



CF3048M



CF3048M

ADJUSTABLE HEIGHT

22" to 32" in 1" increments



MODEL	SIZE
CFA2448M	24 x 48
CFA2460M	24 x 60
CFA2472M	24 x 72
CFA3048M	30 x 48
CFA3060M	30 x 60
CFA3072M	30 x 72
CFA3096M	30 x 96
CFA3672M	36 x 72
CFA3696M	36 x 96



CF3672M



CF48MR

QSP 12 units or less normally ship in 1-3 business days. Walnut only.

STANDARD COLOR COMBINATIONS

TOP	WALNUT	MEDIUM OAK	BLACK GRANITE	GRAY GRANITE
T-MOLD	BLACK	BROWN	BLACK	GRAY
FRAME	BROWN	BROWN	BLACK	GRAY

KEYBOARD HEIGHT FOLDING TABLES Commercial Laminate



KEYBOARD HEIGHT FOLDING TABLES Econoline Melamine



Standard Table Features

- Same features as our Commercial Laminate Tables on Page 12, but in convenient 26 1/2" keyboard height
- Nylon faced leveling glides instead of foot caps
- 24" x 36" also available in 29" table height
- Heavy duty, commercial grade tables two-sided thermal fused laminate tables
- Optional locking casters available (Caster Kit adds 2" to height)

Standard Table Features

- Same features as our Econoline Melamine Tables on Page 16, but in convenient 26 1/2" keyboard height
- Nylon faced leveling glides instead of foot caps
- 24" x 36" also available in 29" table height
- These tables are ideal for multiple applications
- Optional locking casters available (Caster Kit adds 2" to height)

FIXED HEIGHT **BTO**

Keyboard 26 1/2"

MODEL	SIZE
CF2436TFK	24 x 36
CF2448TFK	24 x 48

Standard 29"

MODEL	SIZE
CF2436TFTH	24 x 36

BTO 12 units or less normally ship in 5 business days. All colors and sizes.



STANDARD COLOR COMBINATIONS

TOP	WALNUT	MEDIUM OAK	BLACK GRANITE	GRAY GRANITE
T-MOLD	BLACK	BROWN	BLACK	GRAY
FRAME	BROWN	BROWN	BLACK	GRAY

FIXED HEIGHT **QSP**

Keyboard 26 1/2"

MODEL	SIZE
CF2436MK	24 x 36
CF2448MK	24 x 48

Standard 29"

MODEL	SIZE
CF2436MTH	24 x 36

QSP 12 units or less normally ship in 1-3 business days. Walnut only.



STANDARD COLOR COMBINATIONS

TOP	WALNUT	MEDIUM OAK	BLACK GRANITE	GRAY GRANITE
T-MOLD	BLACK	BROWN	BLACK	GRAY
FRAME	BROWN	BROWN	BLACK	GRAY



Standard Table & Chair Truck Features

- Heavy gauge 2" x 2" welded angle iron construction
- 2 fixed, and 2 swivel casters, with 4" diameter no-mar industrial plastic wheels
- 16 gauge 1" diameter steel handles

C84 and C84-C Only

- 1" x 2" steel tube frame, with 1" diameter hanging rods, 72" tall, holds high-back chairs
- Same casters as above, but all four swivel
- If purchased separately, the coat rack kit may require drilling four holes to field-install

TRUCKS for Folding Tables & Chairs



TABLE TRUCKS



Rectangular Tables, FLAT STACKING

MODEL	SIZE	APROX CAPACITY
T3072	30 x 72	12 - 16
T3096	30 x 96	12 - 16

Rectangular Tables, EDGE STACKING

MODEL	SIZE	APROX CAPACITY
T282	28 x 72	10
T288	28 x 98	10
T3648	36 x 48	7 - 10

Round Tables, EDGE STACKING

MODEL	SIZE	APROX CAPACITY
T6060	24 x 48	7 - 10
T456	28 x 55	7 - 10
T4896U	28 x 48	7 - 10

T6060 holds 4' & 5' round tables only
 T456 holds 4', 5', & 6' round tables
 T4896U holds 4' & 5' round tables, & rectangular tables from 18" x 60" to 36" x 96" (patent pending).
 T6060, T456 and T4896U trucks hold approximately 7 R-Series, 8 wood core, or 10 CP-Series tables, each.



T3072



T282

CHAIR TRUCKS



Folding Chairs, STANDING

MODEL	SIZE	APROX CAPACITY
C1972	19 x 72	26 - 29
C1996	19 x 96	35 - 38

Folding Chairs, STACKING

MODEL	SIZE	APROX CAPACITY
C1940	18 x 40	16 - 20

Folding Chairs, HANGING

MODEL	SIZE	APROX CAPACITY
C84	31 x 68 x 72H	60 - 84 Chairs
C84-C	31 x 68 x 72H	60 - 84 Coats

QSP 12 units or less normally ship in 1-3 business days.

Table & Chair Truck Colors

FRAME	GRAY	BROWN
	C84 & C84C	All others



C84

OFF-SET LEG FOLDING SEMINAR TABLES Deluxe High-Pressure



Standard Table Features

- Same features and construction as our 3/4" high-pressure tables on page 10, but with 1 1/8" diameter off-set legs for maximum leg room
- Knife-lock folding mechanism which is attached to the back upright, making underneath the table completely open, and leaving nothing to interfere with the user's leg room
- High-pressure laminate gives a smooth, flat, writing surface

Correll's Off-set leg folding seminar table is constructed with heavy use in mind. These tables feature knife-lock folding mechanisms attached to the back of the leg leaving the underside completely open for maximum legroom and comfort. Idea for heavy-duty use in schools, universities, offices and conference areas.

FIXED HEIGHT

Standard 29"



MODEL	SIZE	SEATS
ST1860PX	18 x 60	2
ST1872PX	18 x 72	3
ST1896PX	18 x 96	4
ST2460PX	24 x 60	2
ST2472PX	24 x 72	3
ST2496PX	24 x 96	4

BTO 12 units or less normally ship in 5 business days. Black Granite, Gray Granite, and Walnut only.

STANDARD COLOR COMBINATIONS

	WALNUT	MEDIUM OAK	BLACK GRANITE	GRAY GRANITE	FUSION MAPLE	NEW ENGLAND DRIFTWOOD	COLONIAL HICKORY	SAVANNAH SAND	MONTANA GRANITE
TOP	WALNUT	MEDIUM OAK	BLACK GRANITE	GRAY GRANITE	FUSION MAPLE	NEW ENGLAND DRIFTWOOD	COLONIAL HICKORY	SAVANNAH SAND	MONTANA GRANITE
T-MOLD	BLACK	BROWN	BLACK	GRAY	BROWN	BLACK	BLACK	BLACK	BLACK
FRAME	BROWN	BROWN	BLACK	GRAY	BROWN	BLACK	BLACK	BLACK	BLACK



OFF-SET LEG FOLDING SEMINAR TABLES Commercial Laminate

FIXED HEIGHT

Standard 29"



MODEL	SIZE	SEATS
ST1860TF	18 x 60	2
ST1872TF	18 x 72	3
ST1896TF	18 x 96	4
ST2460TF	24 x 60	2
ST2472TF	24 x 72	3
ST2496TF	24 x 96	4

BTO 12 Units or less normally ship in 5 business days. All colors and sizes.

STANDARD COLOR COMBINATIONS

TOP	WALNUT	MEDIUM OAK	BLACK GRANITE	GRAY GRANITE
T-MOLD	BLACK	BROWN	BLACK	BLACK
FRAME	BROWN	BROWN	BLACK	BLACK



ST1872TF



Standard Table Features

- Same features and construction as our 3/4" Commercial Laminate Tables on page 12, but with 1 1/8" diameter off-set legs for maximum leg room
- These tables have a knife-lock folding mechanism which is attached to the back upright, making underneath the table completely open, and leaving nothing to interfere with the user's leg room
- Commercial Thermal Fused laminate offers a smooth, flat writing surface

OFF-SET LEG FOLDING SEMINAR TABLES Dry Erase Markerboard

FIXED HEIGHT

Standard 29"

MODEL	SIZE	SEATS
ST1860DE	18 x 60	2
ST1872DE	18 x 72	3
ST1896DE	18 x 96	4
ST2460DE	24 x 60	2
ST2472DE	24 x 72	3
ST2496DE	24 x 96	4

STANDARD COLORS

TOP	FROSTY WHITE
T-MOLD	BLACK
FRAME	BLACK



Standard Table Features

- Same features and construction as our deluxe high-pressure 3/4" commercial laminate tables on page 10, but with 1 1/8" diameter off-set legs for maximum leg room
- These tables have a knife-lock folding mechanism attached to the back upright, making underneath the table completely open, and leaving nothing to interfere with the user's leg room
- Dry Erase top for fun and function!



PANEL LEG FOLDING SEMINAR TABLES Deluxe High-Pressure



PANEL LEG FOLDING SEMINAR TABLES Commercial Laminate



Standard Table Features

- Same top construction as our 3/4" deluxe high-pressure folding tables, and ST-Series seminar tables, but with our modern panel leg design
- High pressure laminate gives a smooth, flat, writing surface
- Like our ST-Series, these tables have our unique knife-lock folding mechanism, which makes underneath the table completely open, with nothing to interfere with the user's leg room.
- Legs are 1"x 2" steel with nylon glides

Standard Table Features

- Same top construction as our 3/4" commercial thermal-fused laminate folding tables and ST-Series seminar tables, but with our modern panel leg design
- Laminate gives a smooth, flat, writing surface
- Like our ST-Series, these tables have our unique knife-lock folding mechanism, which makes underneath the table completely open, with nothing to interfere with the user's leg room.
- Legs are 1"x 2" steel with nylon glides

FIXED HEIGHT **BTO**

Standard 29"

MODEL	SIZE	SEATS
SP1860PX	18 x 60	2
SP1872PX	18 x 72	3
SP1896PX	18 x 96	4
SP2460PX	24 x 60	2
SP2472PX	24 x 72	3
SP2496PX	24 x 96	4



ADJUSTABLE HEIGHT **BTO**

22" to 30" in 1" increments

MODEL	SIZE	SEATS
SPA1860PX	18 x 60	2
SPA1872PX	18 x 72	3
SPA1896PX	18 x 96	4
SPA2460PX*	24 x 60	2
SPA2472PX*	24 x 72	3
SPA2496PX*	24 x 96	4

BTO 12 units or less normally ship in 5 business days.
Walnut, Black Granite, and Gray Granite.

STANDARD COLOR COMBINATIONS

TOP	WALNUT	MEDIUM OAK	BLACK GRANITE	GRAY GRANITE	FUSION MAPLE	NEW ENGLAND DRIFTWOOD	COLONIAL HICKORY	SAVANNAH SAND	MONTANA GRANITE
T-MOLD	BLACK	BLACK	BLACK	BLACK	BLACK	BLACK	BLACK	BLACK	BLACK
FRAME	BLACK	BLACK	BLACK	BLACK	BLACK	BLACK	BLACK	BLACK	BLACK

FIXED HEIGHT **BTO**

Standard 29"

MODEL	SIZE	SEATS
SP1860TF	18 x 60	2
SP1872TF	18 x 72	3
SP1896TF	18 x 96	4
SP2460TF	24 x 60	2
SP2472TF	24 x 72	3
SP2496TF	24 x 96	4



ADJUSTABLE HEIGHT **BTO**

22" to 30" in 1" increments

MODEL	SIZE	SEATS
SPA1860TF	18 x 60	2
SPA1872TF	18 x 72	3
SPA1896TF	18 x 96	4
SPA2460TF	24 x 60	2
SPA2472TF	24 x 72	3
SPA2496TF	24 x 96	4

BTO 12 units or less normally ship in 5 business days. All colors and sizes.

STANDARD COLOR COMBINATIONS

TOP	WALNUT	MEDIUM OAK	BLACK GRANITE	GRAY GRANITE
T-MOLD	BLACK	BLACK	BLACK	BLACK
FRAME	BLACK	BLACK	BLACK	BLACK

FLIP TOP NESTING TABLES Deluxe High-Pressure



Standard Table Features

- 1 1/4" high-pressure top, with backer sheet and extra support on 60" and longer sizes
- Modesty panel frame with wire management
- Adjustable height. Can be set at keyboard or desk height, or any of 9 heights, from 23" to 31" in 1" increments
- Comes with both large, easy to use height adjustment knobs for fast height changes, and set screws for maximum tamper resistance. Set screw wrench included
- 2 regular and 2 locking casters
- Tops fold to less than 4" for compact storage

FLIP TOP NESTING TABLES Commercial Laminate



Standard Table Features

- 1 1/4" double-sided commercial thermal fused laminate and extra support on 60" and longer sizes
- Modesty panel frame with wire management
- Adjustable height. Can be set at keyboard or desk height, or any of 9 heights, from 23" to 31" in 1" increments
- Comes with both large, easy to use height adjustment knobs for fast height changes, and set screws for maximum tamper resistance. Set screw wrench included
- 2 regular and 2 locking casters
- Tops fold to less than 4" for compact storage

ADJUSTABLE HEIGHT

23" to 31" in 1" increments



MODEL	SIZE	SEATS
FT2448	24 x 48	2
FT2448HR	24 x 48 Half Rnd	3
FT2460	24 x 60	2
FT2472	24 x 72	3

BTO 12 units or less normally ship in 5 business days. Black Granite and Gray Granite.



MIX & MATCH

Select TOP

WALNUT	MEDIUM OAK	GRAY GRANITE	BLACK GRANITE	BLACK	WALNUT
FUSION MAPLE	NEW ENGLAND DRIFTWOOD	COLONIAL HICKORY	SAVANNAH SAND	MEDIUM OAK	FUSION MAPLE
MONTANA GRANITE	MAHOGANY	CHERRY		NEW ENGLAND DRIFTWOOD	COLONIAL HICKORY
FRAME	BLACK	All have a BLACK FRAME.			
		MAHOGANY	CHERRY		

Select T-MOLD If not specified, BLACK will ship.

ADJUSTABLE HEIGHT

23" to 31" in 1" increments



MODEL	SIZE	SEATS
FT2448TF	24 x 48	2
FT2448TFHR	24 x 48 Half Rnd	3
FT2460TF	24 x 60	2
FT2472TF	24 x 72	3

BTO 12 units or less normally ship in 5 business days. All sizes and colors.



STANDARD COLORS COMBINATIONS

TOP	WALNUT	MEDIUM OAK	BLACK GRANITE	GRAY GRANITE
T-MOLD	BLACK	BLACK	BLACK	BLACK
FRAME	BLACK	BLACK	BLACK	BLACK

FLIP TOP NESTING TABLES Econoline Melamine



Standard Table Features

- ¾" melamine top, with extra support on 60" and longer sizes
- H-frame
- Adjustable height, can be set at keyboard or desk height, or any of 9 heights, from 23" to 31" in 1" increments
- Height adjusts with set screws for secure and tamper resistant height changes, wrench included
- Two regular and two locking casters tops fold to less than 3 ½" for compact storage

FLIP TOP NESTING TABLES Dry Erase Markerboard



Standard Table Features

- 1 1/4" high-pressure dry erase markerboard top, with backer sheet and extra support on 60" and longer sizes
- Modesty panel frame with wire management
- Adjustable height. Can be set at keyboard or desk height, or any of 9 heights, from 23" to 31" in 1" increments
- Comes with both large, easy to use height adjustment knobs for fast height changes, and set screws for maximum tamper resistance. Set screw wrench included
- 2 regular and 2 locking casters
- Tops fold to less than 4" for compact storage

ADJUSTABLE HEIGHT **BTO**
23" to 31" in 1" increments

MODEL	SIZE	SEATS
FT2448M	24 x 48	2
FT2448MR	24 X 48 Half Rnd	3
FT2460M	24 x 60	2
FT2472M	24 x 72	3

BTO 12 units or less normally ship in 5 business days.
Walnut, Black Granite, and Gray Granite.



STANDARD COLOR COMBINATIONS

TOP	WALNUT	MEDIUM OAK	BLACK GRANITE	GRAY GRANITE
T-MOLD	BLACK	BLACK	BLACK	BLACK
FRAME	BLACK	BLACK	BLACK	BLACK

ADJUSTABLE HEIGHT
23" to 31" in 1" increments

MODEL	SIZE	SEATS
FT2448DE	24 x 48	2
FT2448DEHR	24 x 48 Half Rnd	3
FT2460DE	24 x 60	2
FT2472DE	24 x 72	3



TOP	FROSTY WHITE DRY ERASE	
Select T-MOLD	BLACK	GRAY
	RED	BLUE
	YELLOW	GREEN
FRAME	BLACK	ALL have a BLACK FRAME.

If T-Mold color not specified, BLACK will ship.





COMPUTER & STUDENT DESKS Deluxe High-Pressure



FIXED HEIGHT **BTO**

Bi-Level*	
MODEL	SIZE
BL3048	30 x 48
BL3060	30 x 60
BL3072	30 x 72

*specify keyboard on L, R, or Cntr

Standard Height 29"

MODEL	SIZE
WS2436	24 x 36
WS2448	24 x 48
WS2460	24 x 60
WS2472	24 x 72
WS3048	30 x 48
WS3060	30 x 60
WS3072	30 x 72
WS3060TR	30 x 60 Trap

Keyboard Height 26½"

MODEL	SIZE
CS2436	24 x 36
CS2448	24 x 48
CS2460	24 x 60
CS2472	24 x 72
CS3048	30 x 48
CS3060	30 x 60
CS3072	30 x 72
CS3060TR	30 x 60 Trap

BTO 12 units or less normally ship in 5 business days.
Black Granite and Gray Granite.



ADJUSTABLE HEIGHT **BTO** 21" to 29" in 1" increments

MODEL	SIZE
CSA2436	24 x 36
CSA2448	24 x 48
CSA2460	24 x 60
CSA2472	24 x 72
CSA3048	30 x 48
CSA3060	30 x 60
CSA3072	30 x 72
CSA3060TR	30 x 60 Trap




Standard Table Features

- High-pressure tops with backer sheet, 1 ¼" thick.
- Tops match our high-pressure folding tables and activity tables.
- Sturdy all steel frames, with adjustable nylon glides.
- Fixed height desks have steel modesty panels with wire management trough on inside bottom edge.
- Modesty panels have one wire management hole on all 36" and 48" long desks, and two holes on 60" and 72" desks.
- Adjustable height desks come with both tamper proof set screws and large easy to use, plastic knobs.
- Bi-level desks come with one 10"x22" keyboard tray, a second tray is available on the 30"x60" and the 30"x72" units

These computer and student desks have the features and benefits our customers ask for and appreciate: sturdy 1 ¼" thick high-pressure top with backer sheet and all steel frames. Many models* feature a steel modesty panels with cord management channel on the inside bottom edge.

*The adjustable desks do not have modesty panels.



- Optional Features:**
- Casters (4)
 - Second keyboard tray on BL3060 or BL3072
 - Wire management grommet in top (2 required on 60" & 72")

Select TOP

WALNUT	MEDIUM OAK	GRAY GRANITE	BLACK GRANITE	BLACK	WALNUT
FUSION MAPLE	NEW ENGLAND DRIFTWOOD	COLONIAL HICKORY	SAVANNAH SAND	MEDIUM OAK	FUSION MAPLE
MONTANA GRANITE	MAHOGANY	CHERRY	RED	NEW ENGLAND DRIFTWOOD	COLONIAL HICKORY
WHITE	BLUE	YELLOW	GREEN	MAHOGANY	CHERRY
All have a BLACK FRAME				BLACK	

Select T-MOLD If not specified, BLACK will ship.



COMPUTER & STUDENT DESKS Commercial Laminate



FIXED HEIGHT **BTO**

Bi-Level*

MODEL	SIZE
BL3048TF	30 x 48
BL3060TF	30 x 60
BL3072TF	30 x 72

Specify keyboard on L, R, or Center

Standard Height 29"

MODEL	SIZE
WS2436TF	24 x 36
WS2448TF	24 x 48
WS2460TF	24 x 60
WS2472TF	24 x 72
WS3048TF	30 x 48
WS3060TF	30 x 60
WS3072TF	30 x 72
WS3060TFTR	30 x 60 Trap

Keyboard Height 26½"

MODEL	SIZE
CS2436TF	24 x 36
CS2448TF	24 x 48
CS2460TF	24 x 60
CS2472TF	24 x 72
CS3048TF	30 x 48
CS3060TF	30 x 60
CS3072TF	30 x 72
CS3060TFTR	30 x 60 Trap




Standard Table Features

- Two-sided commercial grade thermal fused laminate, 1 ¼" thick.
- Tops match our commercial laminate folding tables and activity tables.
- Sturdy all steel frames, with adjustable nylon glides.
- Fixed height desks have steel modesty panels with wire management trough on inside bottom edge.
- Modesty panels have one wire management hole on all 36" and 48" long desks, and two holes on 60" and 72" desks.
- Adjustable height desks come with both tamper proof set screws and large easy to use, plastic knobs.
- Bi-level desks come with one 10"x22" keyboard tray, a second tray is available on the 30"x60" and the 30"x72" units.

These computer and student desks have the features and benefits our customers ask for and appreciate: sturdy 1 ¼" thick two-sided thermal fused laminate top with backer sheet and all steel frames. Many models* feature a steel modesty panels with cord management channel on the inside bottom edge.

*The adjustable desks do not have modesty panels.



Optional Features:

- Casters (4)
- Second keyboard tray on BL3060TF or BL3072TF
- Wire management grommet in top (2 required on 60" & 72")

ADJUSTABLE HEIGHT **BTO**

21" to 29" in 1" increments

MODEL	SIZE
CSA2436TF	24 x 36
CSA2448TF	24 x 48
CSA2460TF	24 x 60
CSA2472TF	24 x 72
CSA3048TF	30 x 48
CSA3060TF	30 x 60
CSA3072TF	30 x 72
CSA3060TFTR	30 x 60 Trap

BTO 12 units or less normally ship in 5 business days. All sizes and colors.

STANDARD COLOR COMBINATIONS

TOP	WALNUT	MEDIUM OAK	BLACK GRANITE	GRAY GRANITE
T-MOLD	BLACK	BLACK	BLACK	BLACK
FRAME	BLACK	BLACK	BLACK	BLACK



Standard Table Features

- Melamine top on 1 1/8" high-density particle board core
- Melamine tops have a harder and smoother writing surface than real wood furniture
- Sturdy all steel frames with adjustable leveling glides
- Desk & keyboard height tables have steel modesty panels with 1 wire management hole on 24 x 48 and 30 x 60 trapezoid, and 2 on all other sizes, plus wire management trough on inside bottom edge
- Adjustable height (CSA) tables have H-frames, and adjust from 21" to 29" in 1" increments, with tamper resistant set screws

Correll is an industry leader in the production of our melamine table tops for computer and training. These econoline tables feature a 1 1/8" high-density particle board core. Our melamine tops provide a firm and smooth writing surface. The desk and keyboard height tables feature a steel modesty panel with either one or two cord management openings, depending on the size. With proper care, these tables will provide years of useful service.

COMPUTER & STUDENT DESKS Econoline Melamine



FIXED HEIGHT



Standard Height 29"

MODEL	SIZE
WS2448M	24 x 48
WS2460M	24 x 60
WS3060M	30 x 60
WS3072M	30 x 72
WS3060MTR	30 x 60 Trap

Keyboard Height 26 1/2"

MODEL	SIZE
CS2448M	24 x 48
CS2460M	24 x 60
CS3060M	30 x 60
CS3072M	30 x 72
CS3060MTR	30 x 60 Trap

ADJUSTABLE HEIGHT



21" to 29" in 1" increments

MODEL	SIZE
CSA2448M	24 x 48
CSA2460M	24 x 60
CS3060M	30 x 60
CSA3072M	30 x 72
CSA3060MTR	30 x 60 Trap

BTO 12 units or less normally ship in 5 business days.
Walnut, Black Granite, & Gray Granite.



WS2448M



CS2448M



CSA3060MTR



CSA2472M

STANDARD COLOR COMBINATIONS

TOP	WALNUT	MEDIUM OAK	BLACK GRANITE	GRAY GRANITE
T-MOLD	BLACK	BLACK	BLACK	BLACK
FRAME	BLACK	BLACK	BLACK	BLACK

ADJUSTABLE STANDING HEIGHT WORK STATIONS Deluxe High-Pressure



ADJUSTABLE STANDING HEIGHT WORK STATIONS Commercial Laminate



Standard Table Features

- Adjustable standing height, 34" to 42"
- High-pressure, 1 1/4" thick, laminate top with a backer sheet for added strength
- Steel frames with adjustable nylon glides to protect floors and carpets, and to provide a stable work surface
- Each table comes with large easy to use plastic knobs, and tamper resistant set screws with wrench
- Optional locking casters available, adds 2" to height
Adjustable standing height with casters, 36" to 44"

Standard Table Features

- Adjustable standing height 36" to 44"
- Two-sided commercial grade thermal fused laminate 1 1/4" thick
- Steel frames with adjustable nylon glides to protect floors and carpets, and to provide a stable work surface
- Each table comes with large easy to use plastic knobs, and tamper resistant set screws with wrench
- Optional locking casters available (Caster Kit adds 2" to height)

ADJUSTABLE STANDING HEIGHT



36" to 44" in 1" increments

MODEL	SIZE
CST2024	20 x 24
CST2436	24 x 36
CST2448	24 x 48
CST3060	30 x 60
CASTERS (4)	2"

BTO 12 units or less normally ship in 5 business days.
Walnut, Black Granite, and Gray Granite.



CST3060



OPTIONAL Caster Kit

MIX & MATCH

Select **TOP**

WALNUT	MEDIUM OAK	GRAY GRANITE	BLACK GRANITE	BLACK	WALNUT
FUSION MAPLE	NEW ENGLAND DRIFTWOOD	COLONIAL HICKORY	SAVANNAH SAND	MEDIUM OAK	FUSION MAPLE
MONTANA GRANITE	MAHOGANY	CHERRY		NEW ENGLAND DRIFTWOOD	COLONIAL HICKORY
FRAME	BLACK	All have a BLACK FRAME		MAHOGANY	CHERRY

Select **T-MOLD** If not specified, BLACK will ship.

ADJUSTABLE STANDING HEIGHT



36" to 44" in 1" increments

MODEL	SIZE
CST2024TF	20 X 24
CST2436TF	24 X 36
CST2448TF	24 X 48
CST3060TF	30 X 60
CASTERS (4)	2"

BTO 12 units or less normally ship in 5 business days. All colors and sizes.



CST2436TF



CST2024TF



OPTIONAL Caster Kit

STANDARD COLOR COMBINATIONS

TOP	WALNUT	MEDIUM OAK	BLACK GRANITE	GRAY GRANITE
T-MOLD	BLACK	BLACK	BLACK	BLACK
FRAME	BLACK	BLACK	BLACK	BLACK



SQUARE RECTANGLE TRAPEZOID HORSESHOE KIDNEY OCTAGONAL CLOVER FLOWER ROUND



Standard Table Features

- Designed for heaviest school and church use, Correll activity tables meet or exceed specs for all major brands
- 1 1/4" thick high density particle board top
- High-pressure laminate top, resists scratches, paint, markers, crayons, and food and juice stains far better than melamine
- Backer sheet to resist warping, plus extra bracing on larger sizes
- Leg mounting brackets pre-attached with 7 screws. Five additional screws in leg plate
- Shoulder on leg set screw provides an extra margin of safety, even if not properly tightened, making these the safest activity tables you can buy
- Free speed-wrench with every table, for fast, easy, height adjustments
- Universal legs adjust from 19" to 29" in 1" increments

NOTE: Legs and Top ship in separate cartons

ACTIVITY TABLES Deluxe High-Pressure



ADJUSTABLE HEIGHT

19" to 29" in 1" increments



MODEL	SHAPE	SIZE
A3636-SQ	Square	36 x 36
A4242-SQ	Square	42 x 42
A4848-SQ	Square	48 x 48
A2436-REC	Rectangle	24 x 36
A2445-REC	Rectangle	24 x 48
A2460-REC	Rectangle	24 x 60
A3048-REC	Rectangle	30 x 48
A3060-REC	Rectangle	30 x 60
A3072-REC	Rectangle	30 x 72
A3660-REC	Rectangle	36 x 60
A3672-REC	Rectangle	36 x 72
A2448-TRP	Trapezoid	24 x 24 x 48
A3060-TRP	Trapezoid	30 x 30 x 60

BTO 12 units or less normally ship in 5 business days.
All sizes and colors.



MIX & MATCH

Select TOP

WALNUT	MEDIUM OAK	GRAY GRANITE	BLACK GRANITE
FUSION MAPLE	NEW ENGLAND DRIFTWOOD	COLONIAL HICKORY	SAVANNAH SAND
MONTANA GRANITE	WHITE	RED	BLUE
		YELLOW	GREEN

Select LEGS
If not specified,
BLACK will ship.

BLACK CHROME
GRAY CHROME

Select T-MOLD If not specified, BLACK will ship.

BLACK	GRAY
WALNUT	MEDIUM OAK
FUSION MAPLE	NEW ENGLAND DRIFTWOOD
RED	COLONIAL HICKORY
BLUE	YELLOW
	GREEN



SQUARE RECTANGLE TRAPEZOID HORSESHOE KIDNEY OCTAGONAL CLOVER FLOWER ROUND



Standard Table Features

- Designed for heaviest school and church use, Correll activity tables meet or exceed specs for all major brands
 - 1 1/4" thick high density particle board top
 - High-pressure laminate top, resists scratches, paint, markers, crayons, and food and juice stains far better than melamine
 - Backer sheet to resist warping, plus extra bracing on larger sizes
 - Leg mounting brackets pre-attached with 7 screws. Five additional screws in leg plate
 - Shoulder on leg set screw provides an extra margin of safety, even if not properly tightened, making these the safest activity tables you can buy
 - Free speed-wrench with every table, for fast, easy, height adjustments
 - Universal legs adjust from 19" to 29" in 1" increments
- NOTE: Legs and Top ship in separate cartons

ACTIVITY TABLES Deluxe High-Pressure



ADJUSTABLE HEIGHT

19" to 29" in 1" increments



MODEL	SHAPE	SIZE
A6066-HOR	Horseshoe	60 x 66
A4872-KID	Kidney	48 x 72
A48-OCT	Octagonal	48 x 48
A48-CLO	Clover	48 x 48
A60-FLR	Flower	60 x 60
A36-RND	Round	36"
A42-RND	Round	42"
A48-RND	Round	48"
A60-RND	Round	60"

BTO 12 units or less normally ships within 5 business days.
Black Granite & Gray Granite



A6066-HOR



A4872-KID



A48-OCT



A60-FLR



A48-RND

MIX & MATCH

Select TOP

WALNUT	MEDIUM OAK	GRAY GRANITE	BLACK GRANITE
FUSION MAPLE	NEW ENGLAND DRIFTWOOD	COLONIAL HICKORY	SAVANNAH SAND
MONTANA GRANITE	WHITE	RED	BLUE
		YELLOW	GREEN

Select LEGS
If not specified,
BLACK will ship.

BLACK CHROME
GRAY CHROME

Select T-MOLD If not specified, BLACK will ship.

BLACK	GRAY
WALNUT	MEDIUM OAK
FUSION MAPLE	NEW ENGLAND DRIFTWOOD
RED	COLONIAL HICKORY
BLUE	YELLOW
	GREEN



SQUARE RECTANGLE TRAPEZOID HORSESHOE KIDNEY OCTAGONAL CLOVER FLOWER ROUND



Standard Table Features

- Built to withstand heavy school and church use
 - Two-sided commercial grade thermal fused laminate, 1 1/4" thick
 - Commercial grade laminate on ultra-density board is scratch, stain, and dent resistant
 - Two-sided laminate helps to resist warping, plus provides extra bracing on larger sizes
 - Leg mounting brackets pre-attached with seven screws. Five additional screws in leg plate
 - Shoulder on leg screw provides an extra margin of safety, even if not properly tightened, making these the safest activity tables you can buy
 - Free speed wrench with every table, for fast, easy, height adjustments
 - Universal leg adjusts from 19" to 29" in 1" increments
- NOTE: Legs and Top ship in separate cartons

ACTIVITY TABLES Commercial Laminate



ADJUSTABLE HEIGHT

19" to 29" in 1" increments

MODEL	SHAPE	SIZE
A3636TF-SQ	Square	36 x 36
A4242TF-SQ	Square	42 x 42
A4848TF-SQ	Square	48 x 48
A2436TF-REC	Rectangle	24 x 36
A2448TF-REC	Rectangle	24 x 48
A2460TF-REC	Rectangle	24 x 60
A3048TF-REC	Rectangle	30 x 48
A3060TF-REC	Rectangle	30 x 60
A3072TF-REC	Rectangle	30 x 72
A3660TF-REC	Rectangle	36 x 60
A3672TF-REC	Rectangle	36 x 72

A2448TF-TRP	Trapezoid	24 x 24 x 48
A3060TF-TRP	Trapezoid	30 x 30 x 60

BTO 12 units or less normally ship in 5 business days. All colors and sizes.



MIX & MATCH

Select TOP

WALNUT	MEDIUM OAK
GRAY GRANITE	BLACK GRANITE

Select T-MOLD If not specified, BLACK will ship.

BLACK	GRAY	RED
BLUE	YELLOW	GREEN

Select LEGS

BLACK CHROME
GRAY CHROME

If not specified, BLACK will ship



SQUARE RECTANGLE TRAPEZOID HORSESHOE KIDNEY OCTAGONAL CLOVER FLOWER ROUND



Standard Table Features

- Built to withstand heavy school and church use
 - Two-sided commercial grade thermal fused laminate, 1 1/4" thick
 - Commercial grade laminate on ultra-density board is scratch, stain, and dent resistant
 - Two-sided laminate helps to resist warping, plus provides extra bracing on larger sizes
 - Leg mounting brackets pre-attached with seven screws. Five additional screws in leg plate
 - Shoulder on leg screw provides an extra margin of safety, even if not properly tightened, making these the safest activity tables you can buy
 - Free speed wrench with every table, for fast, easy, height adjustments
 - Universal leg adjusts from 19" to 29" in 1" increments
- NOTE: Legs and Top ship in separate cartons

ACTIVITY TABLES Commercial Laminate



ADJUSTABLE HEIGHT

19" to 29" in 1" increments

MODEL	SHAPE	SIZE
A6066TF-HOR	Horseshoe	60 x 66
A4872TF-KID	Kidney	48 x 72
A48TF-OCT	Octagonal	48 x 48
A48TF-CLO	Clover	48 x 48
A60TF-FLR	Flower	60 x 60
A36TF-RND	Round	36"
A42TF-RND	Round	42"
A48TF-RND	Round	48"
A60TF-RND	Round	60"

BTO 12 units or less normally ship in 5 business days.
All colors and sizes.



A2448TF-TRP



A6066TF-HOR



A60TF-CLO



A36TF-RND

MIX & MATCH

Select TOP		Select T-MOLD <small>If not specified, BLACK will ship.</small>			Select LEGS
WALNUT	MEDIUM OAK	BLACK	GRAY	RED	BLACK/CHROME
GRAY GRANITE	BLACK GRANITE	BLUE	YELLOW	GREEN	GRAY CHROME

If not specified, BLACK will ship.



Available with a
DRY ERASE SURFACE

SQUARE RECTANGLE TRAPEZOID HORSESHOE KIDNEY OCTAGONAL CLOVER FLOWER ROUND



Standard Table Features

- Designed for heaviest school and church use, Correll activity tables meet or exceed specs for all major brands
- 1 1/4" thick high density particle board top
- High-pressure laminate top, resists scratches, paint, markers, crayons, and food and juice stains far better than melamine
- Add fun and functionality to learning with markerboard top
- Backer sheet to resist warping, plus extra bracing on larger sizes
- Leg mounting brackets pre-attached with 7 screws. Five additional screws in leg plate
- Shoulder on leg set screw provides an extra margin of safety, even if not properly tightened, making these the safest activity tables you can buy
- Free speed-wrench with every table, for fast, easy, height adjustments
- Universal legs adjust from 19" to 29" in 1" increments

NOTE: Legs and Top ship in separate cartons

ACTIVITY TABLES Dry Erase Markerboard



ADJUSTABLE HEIGHT

19" to 29" in 1" increments

MODEL	SHAPE	SIZE
A3636DE-SQ	Square	36 x 36
A4242DE-SQ	Square	42 x 42
A4848DE-SQ	Square	48 x 48
A2436DE-REC	Rectangle	24 x 36
A2448DE-REC	Rectangle	24 x 48
A2460DE-REC	Rectangle	24 x 60
A3048DE-REC	Rectangle	30 x 48
A3060DE-REC	Rectangle	30 x 60
A3072DE-REC	Rectangle	30 x 72
A3660DE-REC	Rectangle	36 x 60
A3672DE-REC	Rectangle	36 x 72
A2448DE-TRP	Trapezoid	24 x 24 x 48
A3060DE-TRP	Trapezoid	30 x 30 x 60
A6066DE-HOR	Horseshoe	60 x 66
A4872DE-KID	Kidney	48 x 72
A48DE-OCT	Octagonal	48 x 48
A48DE-CLO	Clover	48 x 48
A60DE-FLR	Flower	60 x 60
A36DE-RND	Round	36
A42DE-RND	Round	42
A48DE-RND	Round	48
A60DE-RND	Round	60



A4242DE-SQ

Available with a
DRY ERASE SURFACE



A2448DE-REC



A36DE-RND

MIX & MATCH

TOP	FROSTY WHITE	
Select T-MOLD	BLACK	GRAY
	RED	BLUE
	YELLOW	GREEN
Select LEGS	BLACK / CHROME	GRAY / CHROME

If T-MOLD or LEG color not specified, BLACK will ship.





RECTANGLE TRAPEZOID HORSESHOE KIDNEY FLOWER ROUND



Standard Table Features

- Melamine top on 1 1/8" high-density particle board core
- Additional top bracing on larger sizes, for maximum strength
- Melamine tops have a harder and smoother writing surface than real wood furniture, for years of service with proper care
- Crayon and permanent marker can be removed without damage
- Heavy-duty adjustable height legs and shouldered set screws for maximum safety. Speedwrench included for fast and secure height adjustments. Chrome inner leg resists scratches
- Legs attach to top with 8 screws per leg

NOTE: Legs and Top ship in separate cartons

ACTIVITY TABLES Econoline Melamine



ADJUSTABLE HEIGHT

19" to 29" in 1" increments



MODEL	SHAPE	SIZE
AM2448-REC	Rectangle	24 x 48
AM2460-REC	Rectangle	24 x 60
AM3060-REC	Rectangle	30 x 60
AM3072-REC	Rectangle	30 x 72
AM3060-TRP	Trapezoid	30 x 30 x 60
AM6066-HOR	Horseshoe	60 x 66
AM4872-KID	Kidney	48 x 72
AM60DE-FLR	Flower	60 x 60
AM48E-RND	Round	48"
AM60DE-RND	Round	60"

BTO 12 units or less, normally ship in 5 business days.
All colors & sizes.



AM3060-TRP



AM6066-HOR



AM4872-KID



AM2448-REC



AM60-FLR



AM48-RND

MIX & MATCH	Select TOP	WALNUT	MEDIUM OAK
	T-MOLD	BLACK GRANITE	GRAY GRANITE
Select LEG		BLACK	If LEG not specified, BLACK will ship.
		BLACK CHROME	GRAY CHROME



RECTANGLE

ROUND

KIDNEY



Standard Table Features

- Tops are light weight, scratch and impact resistant
- Colors go all the way through, will not wear or scrape off
- Free-Standing, full perimeter welded steel frames
- Legs attach to frames with 3 bolts each (socket wrench required)
- Free Speed Wrench for fast height adjustments
- Universal legs adjust from 19" to 29" in 1" increments

NOTE: Legs and Top ship in separate cartons

ACTIVITY TABLES Heavy Duty Commercial Plastic



ADJUSTABLE HEIGHT

19" to 29" in 1" increments




MODEL	SHAPE	SIZE
AR2448-REC	Rectangle	24 x 48
AR3060-REC	Rectangle	30 x 60
AR3072-REC	Rectangle	30 x 72
*AR3096-REC	Rectangle	30 x 96
*AR60-RND	Round	60"
AR4872-KID	Kidney	48 x 72

BTO 12 units or less normally ship in 5 business days.
All colors and sizes.



AR3072-REC



AR3072-REC



AR2448-REC



AR4872-KID



AR60-RND

MIX & MATCH

	GRAY GRANITE*	*ONLY AR60-RND AR3096-REC
Select TOP	RED	BLUE
	YELLOW	GREEN
Select LEGS	BLACK CHROME	GRAY CHROME

If LEG not specified, BLACK will ship.



COLLABORATIVE DESK COLLECTION High-Pressure Laminate



ADJUSTABLE HEIGHT

25" to 35" in 1" increments



MODEL	SHAPE	SIZE
AD3420-REC	Rectangle	34 x 20
AD3041-WING	Wing	30 x 41
AD2333-TRP	Trapezoid	23 x 33
AD4242-SWV	Swerve	42 x 42

BTO 12 units or less normally ship in 5 business days. All colors and sizes.



AD3420-REC



AD3041-WING



AD4242-SWV



AD2333-TRP

Shown with optional Caster Set.

Standard Table Features

- High-pressure laminate on 1 1/4" high density particle board top with backer sheet designed for heavy use
- Robust oval leg design with swivel glides
- Leg adjusts from 25" to 35" in 1" increments
- Hex wrench included for easy height adjustment
- Choice of Black/Chrome or Gray/Chrome legs
- Leg mounting brackets pre-attached with seven screws. Five additional screws in leg plate
- Optional deluxe caster for easy mobility. Add 3" to table height

NOTE: Legs and Top ship in separate cartons

Desks designed in shapes that can easily come together for collaborative learning.

MIX & MATCH

Select TOP

WALNUT	MEDIUM OAK	GRAY GRANITE	BLACK GRANITE
FUSION MAPLE	NEW ENGLAND DRIFTWOOD	COLONIAL HICKORY	SAVANNAH SAND
MONTANA GRANITE	WHITE	RED	BLUE
		YELLOW	GREEN

Select LEGS
If not specified, BLACK will ship.

BLACK/CHROME
GRAY/CHROME

Select T-MOLD If not specified, BLACK will ship.

BLACK	GRAY
WALNUT	MEDIUM OAK
FUSION MAPLE	NEW ENGLAND DRIFTWOOD
RED	COLONIAL HICKORY
BLUE	YELLOW
	GREEN

COLLABORATIVE DESK COLLECTION Commercial Laminate



COLLABORATIVE DESK COLLECTION Dry Erase Markerboard



Standard Table Features

- Two-sided commercial grade thermal fused laminate, 1 1/4" thick
 - Commercial grade laminate on ultra-density board is scratch, stain, and dent resistant
 - Robust oval leg design with swivel glides
 - Hex wrench included for easy height adjustment
 - Choice of Black/Chrome or Gray/Chrome legs
 - Leg mounting brackets pre-attached with seven screws. Five additional screws in leg plate
 - Optional deluxe caster for easy mobility. Add 3" to table height
- NOTE: Legs and Top ship in separate cartons

Standard Table Features

- High-pressure markerboard laminate on 1 1/4" high density particle board top with backer sheet
 - Dry erase adds fun and function to the classroom
 - Robust oval leg design with swivel glides
 - Hex wrench included for easy height adjustment
 - Choice of Black/Chrome or Gray/Chrome legs
 - Leg mounting brackets pre-attached with seven screws. Five additional screws in leg plate
 - Optional deluxe caster for easy mobility. Add 3" to table height
- NOTE: Legs and Top ship in separate cartons

ADJUSTABLE HEIGHT

25" to 35" in 1" increments

MODEL	SHAPE	SIZE
AD3420TF-REC	Rectangle	34 x 20
AD3041TF-WING	Wing	30 x 41
AD2333TF-TRP	Trapezoid	23 x 33
AD4242TF-SWV	Swerve	42 x 42

BTO 12 units or less normally ship in 5 business days. All colors and sizes.



MIX & MATCH

Select TOP

WALNUT	MEDIUM OAK	GRAY GRANITE	BLACK GRANITE
--------	------------	--------------	---------------

Select LEGS

BLACK CHROME	GRAY CHROME
--------------	-------------

If LEGS or T-MOLD not specified, BLACK will ship.

Select T-MOLD

BLACK	GRAY
RED	BLUE
YELLOW	GREEN

ADJUSTABLE HEIGHT

25" to 35" in 1" increments

MODEL	SHAPE	SIZE
AD3420DE-REC	Rectangle	34 x 20
AD3041DE-WING	Wing	30 x 41
AD2333DE-TRP	Trapezoid	23 x 33
AD4242DE-SWV	Swerve	42 x 42



MIX & MATCH

TOP

FROSTY WHITE

BLACK CHROME	GRAY CHROME
--------------	-------------

If LEGS or T-MOLD not specified, BLACK will ship.

Select T-MOLD

BLACK	GRAY
RED	BLUE
YELLOW	GREEN





UTILITY, LAB, & LIBRARY TABLES Deluxe High-Pressure



LAB HEIGHT 36" **BTO**

MODEL	SIZE
LT2448	24 x 48
LT2460	24 x 60
LT2472	24 x 72
LT3048	30 x 48
LT3060	30 x 60
LT3072	30 x 72
LT3672	36 x 72



LT2460

LIBRARY HEIGHT 29" **BTO**

MODEL	SIZE
LR2448	24 x 48
LR2460	24 x 60
LR2472	24 x 72
LR3048	30 x 48
LR3060	30 x 60
LR3072	30 x 72
LR3672	36 x 72



LT3060



LR2460



LR3060



MIX & MATCH

Select TOP				Select T-MOLD If not specified, BLACK will ship.	
WALNUT	MEDIUM OAK	GRAY GRANITE	BLACK GRANITE	BLACK	WALNUT
FUSION MAPLE	NEW ENGLAND DRIFTWOOD	COLONIAL HICKORY	SAVANNAH SAND	MEDIUM OAK	FUSION MAPLE
MONTANA GRANITE	FRAME	BLACK	All have a BLACK FRAME		
				NEW ENGLAND DRIFTWOOD	COLONIAL HICKORY

Standard Table Features

- These economical Utility, Lab, & Library Tables are rock-solid, with 2" steel legs bolted into corner sockets in the 3" wide steel apron with over 3,000 pounds of clamping force
- Top is high-pressure laminate on 1 1/8" high-density core with backer sheet. Rounded corners
- Work surface resists wear, scratches, burns, stains, & most chemicals
- T-mold edge with safety rounded corners
- Plastic feet to protect all floor surfaces

Our economically priced Utility, Lab & Library Tables are very attractive and exceptionally durable. They feature a work surface that is high-pressure laminate on 1 1/8" high-density core with backer sheet for balanced construction. They are resistant to wear, scratches, burns, stains, and most chemicals. This table is constructed with two-inch square steel legs bolted onto corner sockets of the three-inch wide steel apron. Our Lab Tables are set at a 36" height for a comfortable working position while standing or seated on a lab stool. Library tables are standard 29" seated height.



Standard Table Features

- These economical Utility, Lab & Library Tables are rock-solid, with 2" steel legs bolted into corner sockets in the 3" wide steel apron with over 3,000 pounds of clamping force
- Commercial grade top is two-sided thermal fused laminate on 1 1/8" high density core board.
- Resists stains, scratches, and dents
- Work surface resists wear, scratches, burns, stains, & most chemicals.
- T-mold edge with safety rounded corners
- Plastic feet to protect all floor surfaces

Our economically priced Utility, Lab & Library tables are attractive and exceptionally durable. They feature a work surface that is a two-sided thermal fused laminate on 1 1/8" high-density core with backer sheet for balanced construction. These tables are resistant to wear, scratches, burns, stains, and most chemicals. Sturdy two-inch square steel legs are bolted onto each corner socket of the table's three-inch wide steel apron.

UTILITY, LAB & LIBRARY TABLES Commercial Laminate



LAB HEIGHT 36" **BTO**

MODEL	SIZE
LT2448TF	24 x 48
LT2460TF	24 x 60
LT2472TF	24 x 72
LT3048TF	30 x 48
LT3060TF	30 x 60
LT3072TF	30 x 72
LT3672TF	36 x 72



LT2460TF

LIBRARY HEIGHT 29" **BTO**

MODEL	SIZE
LR2448TF	24 x 48
LR2460TF	24 x 60
LR2472TF	24 x 72
LR3048TF	30 x 48
LR3060TF	30 x 60
LR3072TF	30 x 72
LR3672TF	36 x 72



LR2460TF



LR2460TF



LR2460TF



STANDARD COLOR COMBINATIONS

	WALNUT	MEDIUM OAK	BLACK GRANITE	GRAY GRANITE
TOP	WALNUT	MEDIUM OAK	BLACK GRANITE	GRAY GRANITE
T-MOLD	BLACK	BLACK	BLACK	BLACK
FRAME	BLACK	BLACK	BLACK	BLACK



Standard Table Features

- 1 1/4" high-pressure top with backer sheet and t-mold
- Cast iron base and top spider
- 3" diameter steel column in table or bar stool/standing height
- Nylon leveling glides
- All metal parts have black textured finish
- Bases and spiders packed together
- Tops and columns are packed separately (3 boxes, min)

Our line of café and breakroom tables are ideal for restaurant, education, and business uses. These tables will create the ambiance you are looking for in any restaurant setting: be it a café, coffee shop, or al fresco dining area. In school and college settings, we have colorful and durable options to create a high-energy, pleasing dining or lounge environment, and our corporate and business customers know we will work with them to create the perfect space for their employees to eat, relax, recharge, and collaborate.

CAFÉ & BREAKROOM TABLES Deluxe High-Pressure



SEATED HEIGHT 29" BTO		
MODEL	DESCRIPTION	# CTNS
BXT24R	24" Round, 22" X-Base, Column	3
BXT30R	30" Round, 22" X-Base, Column	3
BXT36R	36" Round, 30" X-Base, Column	3
BXT42R	42" Round, 33" X-Base, Column	3
BXT48R	48" Round, 33" X-Base, Column	3
BCT60R	60" Rnd, 2 Cross Bases, 2 Columns	5
BXT24S	24" Square, 22" X-Base, Column	3
BXT30S	30" Square, 22" X-Base, Column	3
BXT36S	36" Square, 30" X-Base, Column	3
BXT42S	42" Square, 33" X-Base, Column	3
BCT3042	30" X 42", Cross Base, Column	3
BCT3048	30" X 48", Cross Base, Column	3
BTT3048	30" X 48", T-Bases, 2 Columns	4
BTT3060	30" X 60", T-Bases, 2 Columns	4

BAR STOOL/STANDING HEIGHT 42" BTO		
MODEL	DESCRIPTION	# CTNS
BXB30R	30" Round, 22" X-Base, Column	3
BXB36R	36" Round, 30" X-Base, Column	3
BXB42R	42" Round, 33" X-Base, Column	3
BXB48R	48" Round, 33" X-Base, Column	3
BXB24s	24" Square, 22" X-Base, Column	3
BXB30s	30" Square, 22" X-Base, Column	3
BXB36S	36" Square, 30" X-Base, Column	3
BXB42S	42" Square, 33" X-Base, Column	3

BTO 12 units or less normally ship in 5 business days.
Black Granite and Gray Granite.



BXT42R



BXT42S



BCT60R



BXB24S



BTT3060

MIX & MATCH

Select **TOP**

WALNUT	MEDIUM OAK	GRAY GRANITE	BLACK GRANITE	BLACK	WALNUT
FUSION MAPLE	NEW ENGLAND DRIFTWOOD	COLONIAL HICKORY	SAVANNAH SAND	MEDIUM OAK	FUSION MAPLE
MONTANA GRANITE	MAHOGANY	CHERRY	WHITE	NEW ENGLAND DRIFTWOOD	COLONIAL HICKORY
RED	BLUE	YELLOW	GREEN	MAHOGANY	CHERRY

LEGS

BLACK

All have BLACK LEGS

Select **T-MOLD** If not specified, BLACK will ship.



Standard Table Features

- 1 1/4" double sided commercial thermal fused laminate
- Cast iron base and top spider
- 3" diameter steel column in table or bar stool/standing height
- Nylon leveling glides
- Bases and spiders packed together
- Tops and columns are packed separately (3 boxes, min)

A lower cost alternative to our deluxe high-pressure laminate, while still featuring the same durable qualities. These café tables are ideal for restaurant, education, and business uses. Used by corporations and educational facilities to create a space to relax, recharge, and collaborate.

CAFÉ & BREAKROOM TABLES Commercial Laminate



SEATED HEIGHT 29" BTO		
MODEL	DESCRIPTION	# CTNS
BXT24TFR	24" Round, 22" X-Base, Column	3
BXT30TFR	30" Round, 22" X-Base, Column	3
BXT36TFR	36" Round, 30" X-Base, Column	3
BXT42TFR	42" Round, 33" X-Base, Column	3
BXT48TFR	48" Round, 33" X-Base, Column	3
BCT60TFR	60" Rnd, 2 Cross Bases, 2 Columns	5
BXT24TFS	24" Square, 22" X-Base, Column	3
BXT30TFS	30" Square, 22" X-Base, Column	3
BXT36TFS	36" Square, 30" X-Base, Column	3
BXT42TFS	42" Square, 33" X-Base, Column	3
BCT304TFS	30" x 42", Cross Base, Column	3
BCT3048TF	30" x 48", Cross Base, Column	3
BTT3048TF	30" x 48", T-Bases, 2 Columns	4
BTT3060TF	30" x 60", T-Bases, 2 Columns	4

BAR STOOL/STANDING HEIGHT 42" BTO		
MODEL	DESCRIPTION	# CTNS
BXB30TFR	30" Round, 22" X-Base, Column	3
BXB36TFR	36" Round, 30" X-Base, Column	3
BXB42TFR	42" Round, 33" X-Base, Column	3
BXB48TFR	48" Round, 33" X-Base, Column	3
BXB24TFS	24" Square, 22" X-Base, Column	3
BXB30TFS	30" Square, 22" X-Base, Column	3
BXB36TFS	36" Square, 30" X-Base, Column	3
BXB42TFS	42" Square, 33" X-Base, Column	3

BTO 12 units or less normally ship in 5 business days.
All sizes and colors.



STANDARD COLOR COMBINATIONS

	WALNUT	MEDIUM OAK	BLACK GRANITE	GRAY GRANITE
TOP	WALNUT	MEDIUM OAK	BLACK GRANITE	GRAY GRANITE
T-MOLD	BLACK	BLACK	BLACK	BLACK
FRAME	BLACK	BLACK	BLACK	BLACK



CAFÉ & BREAKROOM TABLES Dry Erase Markerboard

SEATED HEIGHT 29"		
MODEL	DESCRIPTION	# CTNS
BXT24DER	24" Round, 22" X-Base, Column	3
BXT30DER	30" Round, 22" X-Base, Column	3
BXT36DER	36" Round, 30" X-Base, Column	3
BXT42DER	42" Round, 33" X-Base, Column	3
BXT48DER	48" Round, 33" X-Base, Column	3
BCT60DER	60" Rnd, 2 Cross Bases, 2 Columns	5
BXT24DES	24" Square, 22" X-Base, Column	3
BXT30DES	30" Square, 22" X-Base, Column	3
BXT36DES	36" Square, 30" X-Base, Column	3
BXT42DES	42" Square, 33" X-Base, Column	3
BCT3042DE	30" x 42", Cross Base, Column	3
BCT3048DE	30" x 48", Cross Base, Column	3
BTT3048DE	30" x 48", 2 T-Bases, 2 Columns	4
BTT3060DE	30" x 60", 2 T-Bases, 2 Columns	4

BAR STOOL/STANDING HEIGHT 42"		
MODEL	DESCRIPTION	# CTNS
BXB30DER	30" Round, 22" X-Base, Column	3
BXB36ER	36" Round, 30" X-Base, Column	3
BXB42DER	42" Round, 33" X-Base, Column	3
BXB48DER	48" Round, 33" X-Base, Column	3
BXB24DES	24" Square, 22" X-Base, Column	3
BXB30DES	30" Square, 22" X-Base, Column	3
BXB36DES	36" Square, 30" X-Base, Column	3
BXB42DES	42" Square, 33" X-Base, Column	3



Available with a
DRY ERASE SURFACE



Standard Table Features

- 1 1/4" high-pressure top with backer sheet
- Dry erase markerboard top adds fun and functionality to table use
- Cast iron base and top spider
- 3" diameter steel column in table or bar stool/standing height
- Nylon leveling glides
- Bases and spiders packed together
- Tops and columns are packed separately (3 boxes, min)

Popular with education campuses and corporate environments, our line of café and breakroom tables are ideal for numerous settings. From college coffee shop and high-energy restaurants to corporate meeting rooms, these tables provide space to be creative and collaborate.

MIX & MATCH

	TOP	FROSTY WHITE	
Select T-MOLD If not specified, BLACK will ship.	BLACK	GRAY	
	RED	BLUE	
	YELLOW	GREEN	
LEGS	BLACK	All have BLACK LEGS	



Available with a
DRY ERASE SURFACE

CAFÉ & BREAKROOM Tops

Deluxe High-Pressure TOPS ONLY

MODEL	SHAPE	SIZE
CT24R	Round	24"
CT30R	Round	30"
CT36R	Round	36"
CT42R	Round	42"
CT48R	Round	48"
CT60R	Round	60"
CT24S	Square	24"
CT30S	Square	30"
CT36S	Square	36"
CT42S	Square	42"
CT3042	Rectangle	30" x 42"
CT3048	Rectangle	30" x 48"
CT3060	Rectangle	30" x 60"



MIX & MATCH

Select TOP

WALNUT	MEDIUM OAK	GRAY GRANITE	BLACK GRANITE
FUSION MAPLE	NEW ENGLAND DRIFTWOOD	COLONIAL HICKORY	SAVANNAH SAND
MONTANA GRANITE	MAHOGANY	CHERRY	RED
WHITE	BLUE	YELLOW	GREEN

Select T-MOLD If not specified, BLACK will ship.

BLACK	WALNUT
MEDIUM OAK	FUSION MAPLE
NEW ENGLAND DRIFTWOOD	COLONIAL HICKORY
MAHOGANY	CHERRY

Thermal Fused Laminate TOPS ONLY

MODEL	SHAPE	SIZE
CT24TFR	Round	24"
CT30TFR	Round	30"
CT36TFR	Round	36"
CT42TFR	Round	42"
CT48TFR	Round	48"
CT60TFR	Round	60"
CT24TFS	Square	24"
CT30TFS	Square	30"
CT36TFS	Square	36"
CT42TFS	Square	42"
CT3042TF	Rectangle	30" x 42"
CT3048TF	Rectangle	30" x 48"
CT3060TF	Rectangle	30" x 60"



STANDARD COLORS

WALNUT	MEDIUM OAK
GRAY GRANITE	BLACK GRANITE

Select TOP

T-MOLD BLACK All have BLACK T-MOLD

CAFÉ & BREAKROOM Tops

Dry Erase Markerboard TOPS ONLY

MODEL	SHAPE	SIZE
CT24RDE	Round	24"
CT30RDE	Round	30"
CT36RDE	Round	36"
CT42RDE	Round	42"
CT48RDE	Round	48"
CT60RDE	Round	60"
CT24SDE	Square	24"
CT30SDE	Square	30"
CT36SDE	Square	36"
CT42SDE	Square	42"
CT3042DE	Rectangle	30" x 42"
CT3048DE	Rectangle	30" x 48"
CT3060DE	Rectangle	30" x 60"



MIX & MATCH

TOP WHITE DRY ERASE

Select T-MOLD If not specified, BLACK will ship.

BLACK	GRAY
RED	BLUE
YELLOW	GREEN

Available with a **DRY ERASE SURFACE**

CAFÉ & BREAKROOM Bases

BASE SETS with 29" Table Height Column

MODEL	DESCRIPTION	HEIGHT	# CTNS
BX22-T	22" X-base	Table	2
BX30-T	30" X-base	Table	2
BX33-T	33" X-base	Table	2
BC2230-T	22" x 30" Cross base	Table	2
BT222-2T	Two 22" T bases	Table	3

BASE SETS with 42" Standing Height Column

MODEL	DESCRIPTION	HEIGHT	# CTNS
BX22-B	22" X-base	Standing	2
BX30-B	30" X-base	Standing	2
BX33-B	33" X-base	Standing	2
BC2230-B	22" x 30" Cross base	Standing	1



CORRELL COLOR COLLECTION

DELUXE HIGH-PRESSURE LAMINATE

WALNUT	MEDIUM OAK	GRAY GRANITE	BLACK GRANITE	FUSION MAPLE	NEW ENGLAND DRIFTWOOD	COLONIAL HICKORY	SAVANNAH SAND
MONTANA GRANITE	MAHOGANY	CHERRY	WHITE	RED	BLUE	YELLOW	GREEN

DRY ERASE MARKERBOARD LAMINATE

FROSTY WHITE

COMMERCIAL THERMAL FUSED LAMINATE

WALNUT	MEDIUM OAK	GRAY GRANITE	BLACK GRANITE
--------	------------	--------------	---------------

ECONOLINE MELAMINE

WALNUT	MEDIUM OAK	GRAY GRANITE	BLACK GRANITE
--------	------------	--------------	---------------

COMMERCIAL BLOW-MOLDED PLASTIC

MOCHA GRANITE	GRAY GRANITE	RED	BLUE	YELLOW	GREEN
---------------	--------------	-----	------	--------	-------

ECONOMY BLOW-MOLDED PLASTIC

GRAY GRANITE

T-MOLD

WALNUT	MEDIUM OAK	FUSION MAPLE	NEW ENGLAND DRIFTWOOD	COLONIAL HICKORY	MAHOGANY	CHERRY	
BLACK	BROWN	GRAY	WHITE	RED	BLUE	YELLOW	GREEN

FRAME

BLACK	BROWN	GRAY	CHARCOAL	BLACK CHROME	GRAY CHROME
-------	-------	------	----------	--------------	-------------



OFFICE/HOME



INDUSTRIAL/WAREHOUSE



HOSPITALITY/RESTAURANT



EDUCATION/PUBLIC SPACES



CORRELL[®]

American made since 1969

P.O. Box 417, Charleston, AR 72933
correllinc.com • info@correllinc.com